

BallastWise[®]



HID BALLAST SPECIFICATIONS

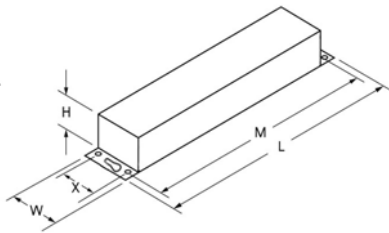
DESCRIPTION

CATALOG	TYPE	STARTING METHOD	NUMBER OF LAMPS	LAMP TYPE
DXE400HIDU1	HID Ballast	Soft Start	1	MH/CDM/HPS Double-Ended/HQI lamp

ELECTRICAL CHARACTERISTICS

INPUT VOLTAGE	LAMP WATTS	INPUT WATTS	INPUT CURRENT	OCV	PF	FREQUENCY	SOUND RATED
90V~265V	400w	420w	4.71A~1.60A	5.0KVRMS	0.99	60HZ	A
MIN START TEMP	CLASS	TYPE	BALLAST FACTOR	Grst Factor	THD(1)	NO PCB'S	
-40°F / -40°C	P	1 Outdoor	1	<1.6	<10%		

PHYSICAL CHARACTERISTICS



CASE DIMENSIONS

UNITS	M	X	L	W	H
INCHES	7.87	2.68	8.66	4.72	3.15
TOL (+/-)	0.05	0.05	0.05	0.05	0.05

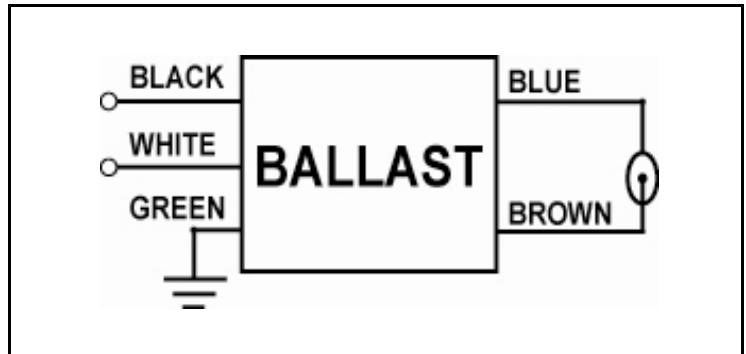
LEAD LENGTH

UNITS	BLACK	WHITE	GREEN	BLUE	BROWN
INCHES	20	20	20	20	20
TOL (+/-)	+ 3/8, - 0	+ 3/8, - 0	+ 3/8, - 0	+ 3/8, - 0	+ 3/8, - 0

PRODUCT PHOTO



ELECTRICAL DIAGRAM



PRODUCT LABEL

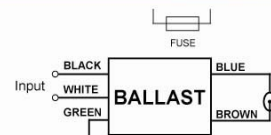
BallastWise[™]
ELECTRONIC BALLAST
 MODEL NO. : DXE400HIU1
 Input Voltage: 90V~265V, 50/60Hz
 Input Current: 4.71A~1.60A
 Input Power: 420W
 Power Factor: ≥0.99
 Line Current THD: <10%
 Type 1 Outdoor
 Sound Rating A
 No PCB'S
 Start Temp.: -40°F~140°F
 Lamp TYPE: 400W MH / CDM / HPS
 Also Compatible With Double-Ended / HQI LAMP

CAUTION:

- DISCONNECT POWER BEFORE INSTALLING OR SERVICING.
- DO NOT CONNECT LAMP LEADS TO NEUTRAL.

Note:

- Do not install insulation around ballast sides.
- Max. Mounting distance: 50ft.
- Ballast case must be grounded.
- Maximum case temperature is 185°F.
- Use 5.0kV pulse rated lampholder.



DATE:

DuroPower

1-866-433-9468



LISTED
E178684
61FK